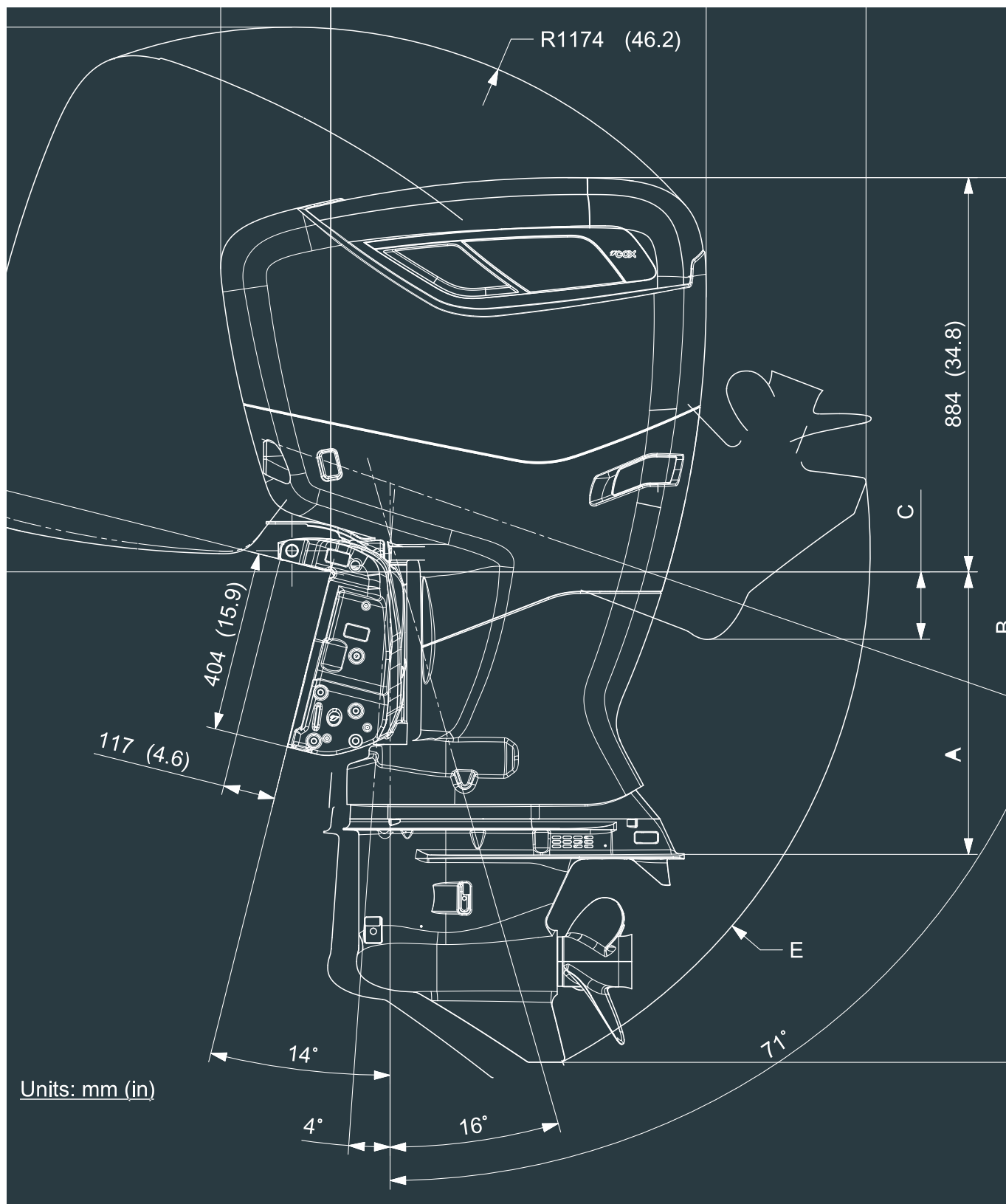


# CXO300

## Technical Specification



<b>COX</b>	TYPE	CXO300	DIESEL OUTBOARD ENGINE
	YEAR	2018	

**COX**

coxmarine.com

**COX**

**CXO300**  
 Technical data

Engine designation	CXO300
Crankshaft power, kW (hp)	252 (338)
Propeller shaft power, kW (hp)	224 (300)
Engine propping speed, rpm	3700-4000
Displacement, L (cu.in.)	4.4 (266)
Number of cylinders	8
Bore/stroke, mm (in.)	84 (3.3) / 98.5 (3.9)
Compression ratio	16
Weight, kg (lb)	350 (772)
Ratio 1 (Propeller speed)	1.23:1 (3259)
Ratio 2 (Propeller speed)	1.46:1 (2739)
Peak torque, Nm (ft.lb)	650 (479)
Aspiration	Twin-turbo
Shaft Length, inch(mm)	25"(635)/30"(762)/35"(889)
Emission compliance	EPA 3, IMO 3, RCD 2
Start assist	Glow plugs
Rating	Light-duty commercial
Trim range	-4° to +16°
Tilt range	71°
Engine Oil Spec	API CI-4 / SAE 5W40
Gear Oil Spec	API GL-5 / SAE 75W140
Propeller spline spec	1.25" shaft / 19 tooth
Colour options	Black / White

**CXO300**  
Technical description**Engine block and head**

- Aluminium alloy block and heads
- 60 degree V8

**Engine mounting**

- Standard outboard fitting layout
- 6-bolt mounting with multi-hole adjustment

**Fuel system**

- High pressure common rail fuel injection
- On-engine fuel filtration

**Air inlet and exhaust system**

- Exhaust gas recirculation system
- Twin turbochargers
- Air filters with replaceable inserts
- Closed crankcase ventilation

**Transmission**

- All outboards offer standard and counter rotating capability, programmable through the ECU

**Cooling system**

- Thermostatically regulated raw water cooling
- Tubular heat exchanger

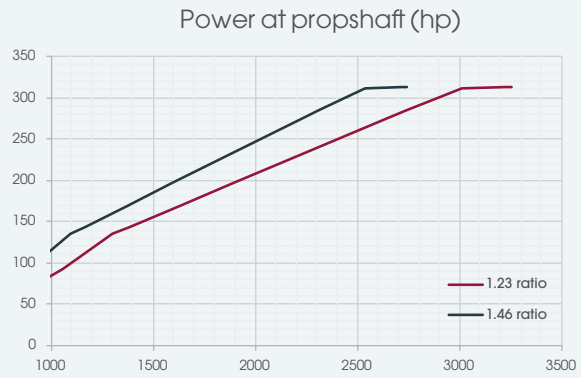
**Electric system**

- 12V/24V two-pole electrical system
- 80A marine alternator

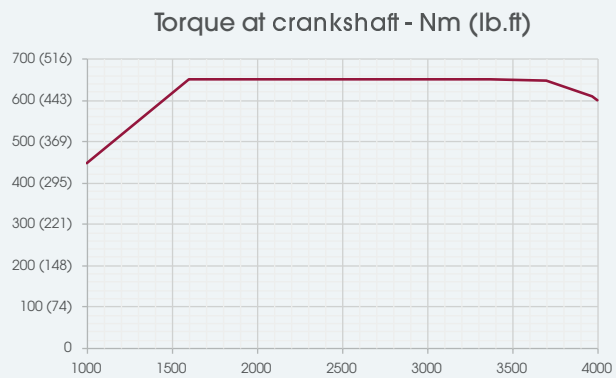
**CXO300**  
Instruments & controls**Instruments/control**

- Electronic controls
- Joystick to manage up to 6 engines
- Keyless key fob
- Wireless MOB and Key
- NMEA 2000 CAN displays and controls
- 4.8"/7"/10"/12" screen sizes
- Compatible with the off the shelf Seastar and Ultraflex steering units, and 19t 1.25 propeller hub kits

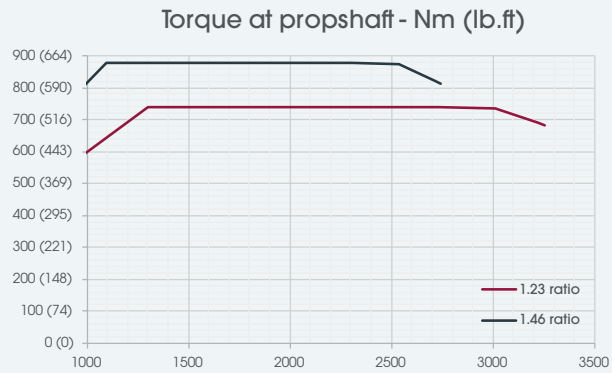
**CXO300**  
 Power at Propshaft (hp)



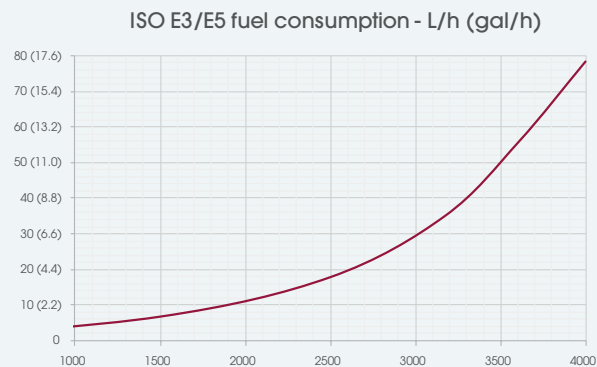
**CXO300**  
 Torque at Crankshaft  
 Nm (lb.ft)



**CXO300**  
 Torque at Propshaft  
 Nm (lb.ft)



**CXO300**  
 ISO E3/E5 fuel  
 consumption (L/h)  
 Fuel curve under  
 ISO 8178 E3/E5 conditions



**CXO300**  
**Technical drawing**

**25" Leg Length**  
 Dimensions - mm (in)

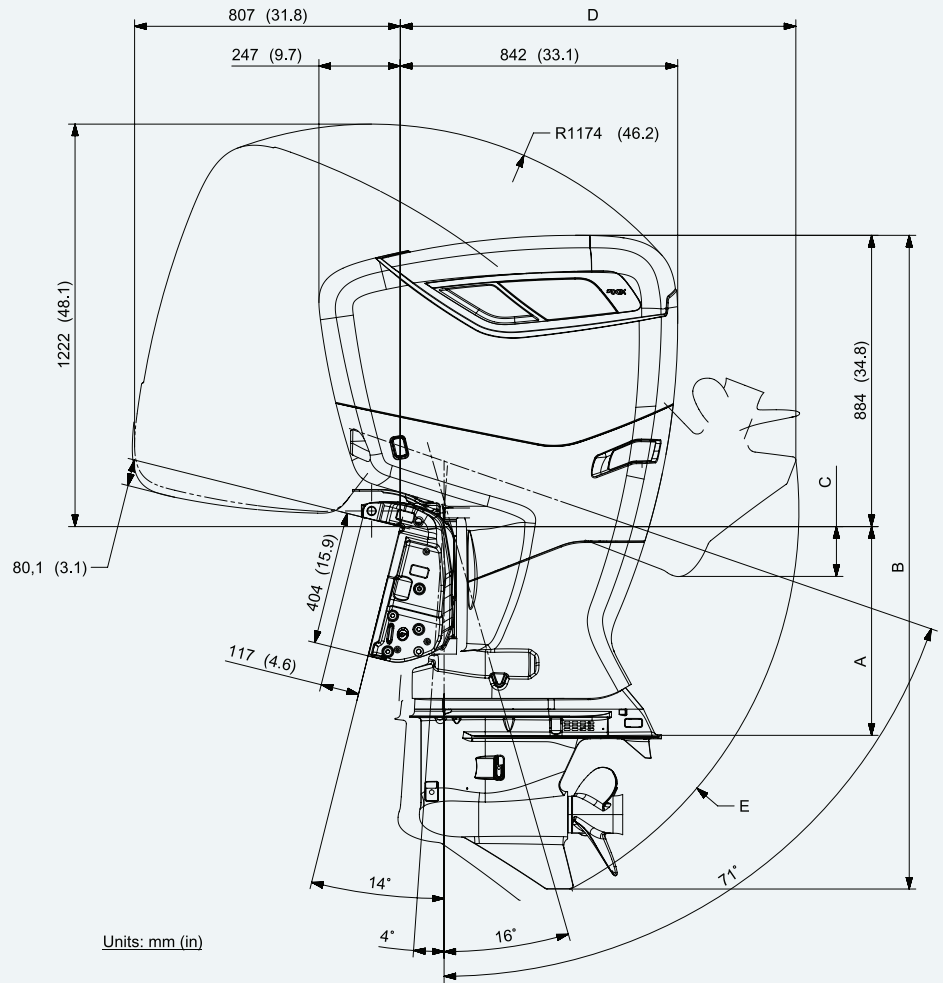
- A 634 (25)
- B 1984 (78.1)
- C 151 (5.9)
- D 1201 (47.3)
- E 1297 (51)

**30" Leg Length**  
 Dimensions - mm (in)

- A 761 (30)
- B 2111 (83.1)
- C 177 (7)
- D 1326 (52.2)
- E 1424 (56)

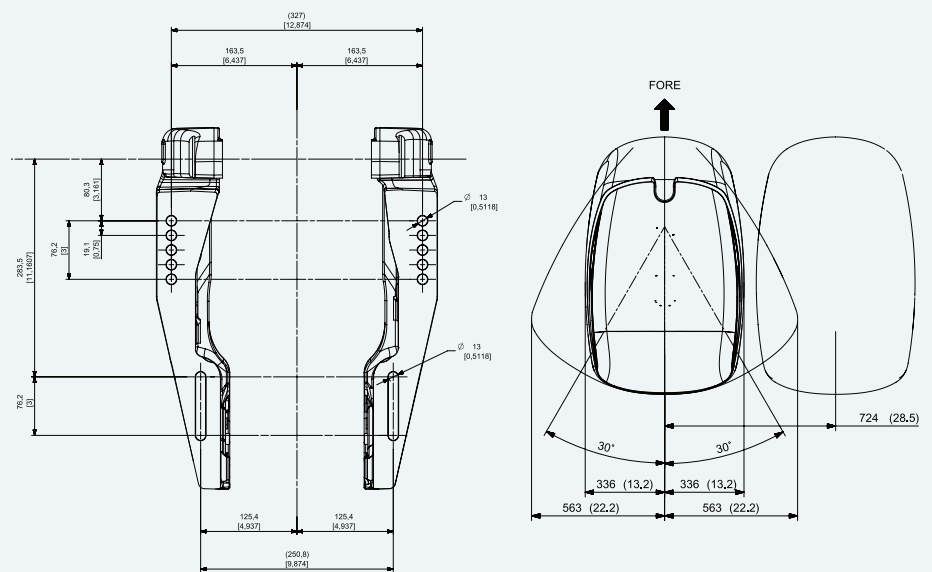
**35" Leg Length**  
 Dimensions - mm (in)


- A 888 (35)
- B 2238 (88.1)
- C 204 (8)
- D 1450 (57.1)
- E 1551 (61)



**CXO300**  
**Plan view /**  
**Transom Interface**

Dimensions - mm (in)







● Black finish

300HP diesel outboard



○ White finish

**More information**

Please contact your nearest Cox Powertrain distributor for more details about Cox diesel outboard engines.

**Cox Powertrain Limited**

8 Cecil Pashley Way  
Shoreham (Brighton City) Airport  
Lancing BN43 5FF  
United Kingdom

+44 1273 454 424  
info@coxpowertrain.com  
coxpowertrain.com  
 CoxPowertrain

